



# What? Me Worry!?!

## Module 10

### **Self Management**

Introduction	2
Summary of Strategies	2
Worry Flow Chart	4
Maintaining Gains	6
Worksheet: Healthy Me	7
Minimise Setbacks	8
Worksheet: Self Management Plan	9
Module Summary	10

## Introduction

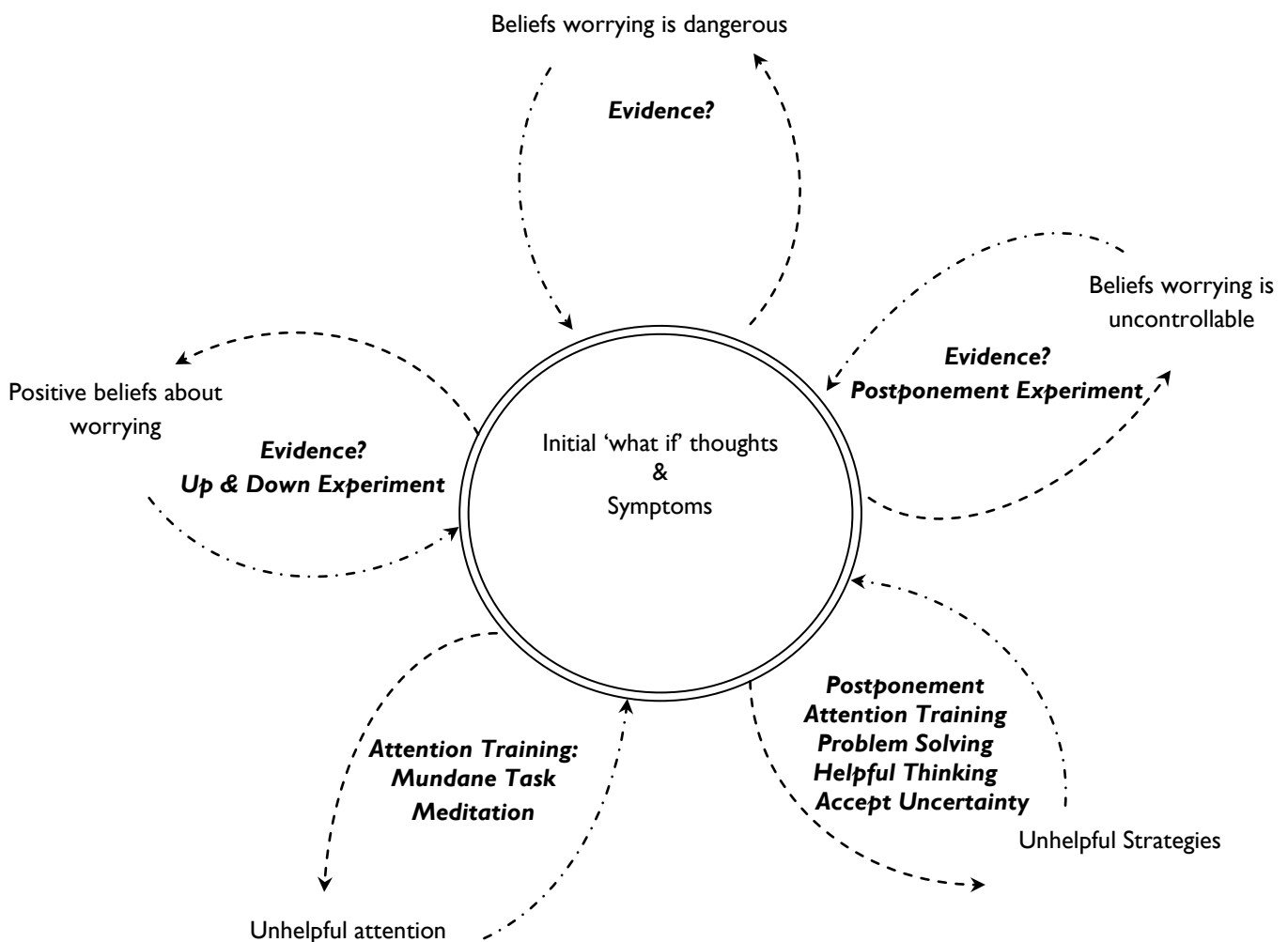


Congratulations on making it to the end of this information package! We're glad you stayed on with us. If you haven't read all the modules, it might be good to go back to the ones you missed. However, the most important thing for you now is to keep practising the strategies you have learned through reading the modules in the "What? Me Worry!?! " information package. This means continuing to apply all the useful skills and insights about yourself you might have gained. If you continue practising the concepts and skills you have learned, they will become like habits that have been integrated into your lifestyle.

There are a few things to keep in mind now that you have learned some important skills in managing your worrying. One thing is to be very clear on what you have learned about worry and how to deal with worry from now on (i.e., a *summary of strategies* used throughout these modules and a *worry flow chart* showing how to respond to worries). Another area to think about is how to *maintain the gains* that you have made. A final area to consider is how to *minimise setbacks* that might occur.

## Summary of Strategies

Remember the worry cycle we looked at in Module 2? Here it is again. Written inside each 'petal' are the strategies we have covered throughout the modules to tackle each part of the vicious cycle.



In **Module 3** we tackled your belief that worrying is uncontrollable, by first examining the *evidence* for this belief and then setting *worry postponement* as an experiment to test the accuracy of this belief.

In **Module 4** we worked on retraining your attention to be more present-task focused, using mindfulness-based techniques such as *mundane task focusing* and *meditation*.

In **Module 5** we then addressed your belief that worrying is dangerous to your mental or physical health, again examining the *evidence* for this as a way of challenging this belief.

In **Module 6** we challenged your positive beliefs that worrying is a helpful thing to do, by again looking at the *evidence* and experimenting with this idea via our *up & down worrying experiment*.

In **Module 7** we learned the difference between worrying versus *problem solving*, and worked through a structured way to engage in this more productive thinking style.

In **Module 8** we discovered how to purposely engage in more *helpful thinking* when needed.

In **Module 9** we focused on letting go of the need for certainty that can drive so much of our worrying, and instead *accepting uncertainty* as an unavoidable part of life.

From the outset we suggested that a big reason we get stuck in worrying is because of the beliefs we hold about worrying itself. That on the one hand worrying is positive, so we want to pull the worrisome thoughts closer, and so inevitably we worry more. On the other hand worrying is negative, so we want to push the worrisome thoughts away, which just makes them push back at us. It may be worth taking a moment to consider what you have learned about worry from completing these modules. Do you still believe worrying is uncontrollable, dangerous and helpful? Or do you believe something else? What new beliefs to you now hold about worrying? (Take a moment to reflect and write them down).

---

---

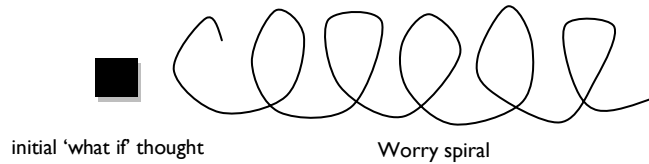
---

---

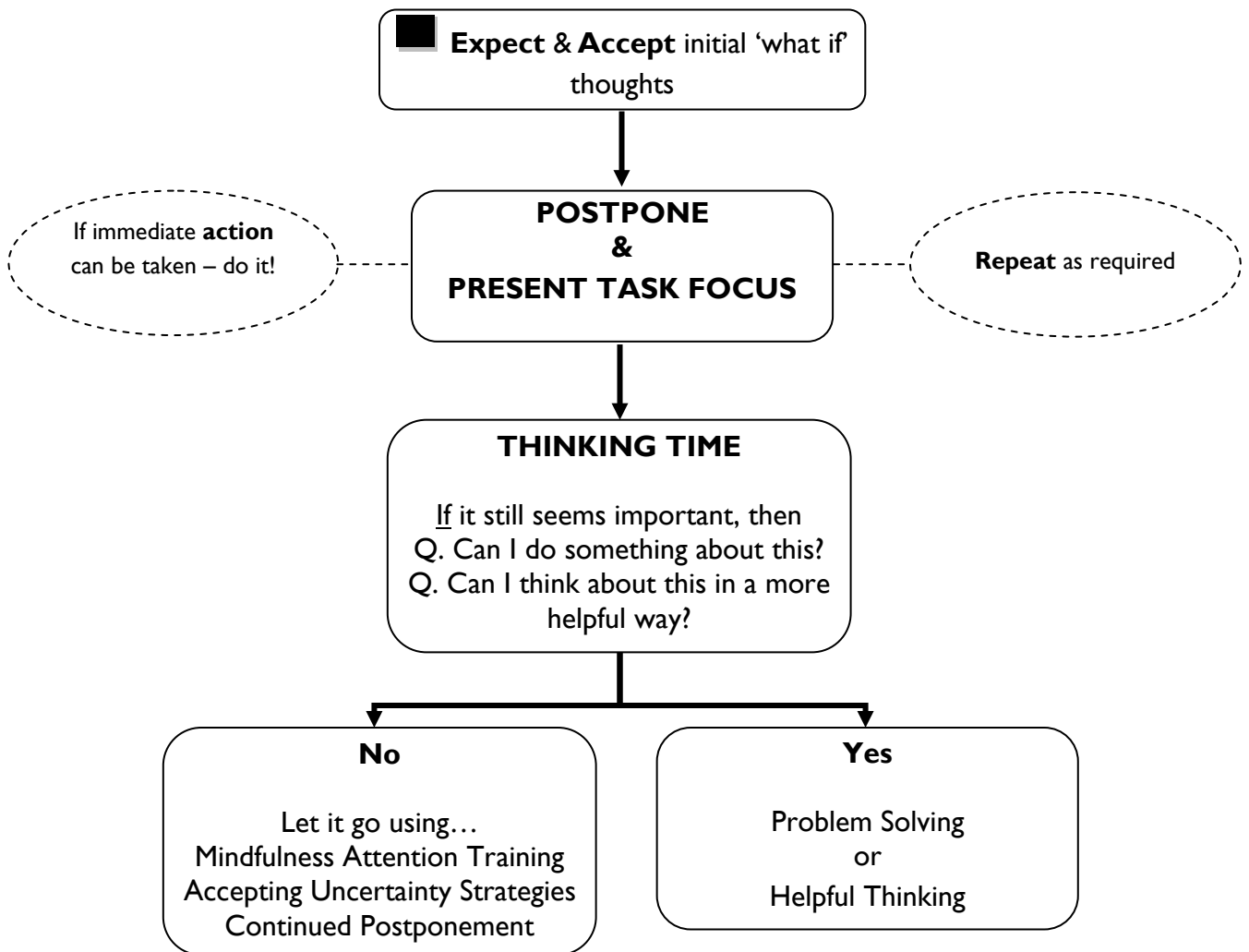
Given we have covered a lot of territory over the last 9 modules, it can also be useful to clarify exactly what it is we need to do when we notice ourselves worrying. The **Worry Flow Chart** on the next page can help us clarify how to integrate and apply the main strategies we have learned, in the moment, each time a worry pops up...


## Worry Flow Chart

**THE OLD WAY** you use to respond was as soon as an initial 'what if' thought popped into your mind, you pulled it close and/or pushed it away, getting very caught in the worry spiral.



**THE NEW WAY** you can now respond to your negative 'what if' thoughts, given what you have learned in these modules, is represented by the flow chart below.





This flow chart begins with **expecting and accepting** that negative thoughts will enter our mind (remember we can't control what pops into our head, but we do have a choice in how we respond to those thoughts once they arise).

You then **postpone** any further thinking about the topic, redirecting your attention back to the **present** task at hand. **Repeat** these steps as often as you need to. Remember we aren't changing that negative 'what if' thoughts will pop up, but we are changing getting caught in the worry spiral.

It is also important to realise that postponement is not procrastinating! Remember that what we are postponing are repetitive negative thoughts (e.g., *I am worrying about my test tomorrow, so I will postpone my worrisome thoughts and re-focus on the task of studying*). We are not postponing or putting off obvious actions that we need to be taking (e.g., *I am worrying about my test tomorrow, so I will just postpone studying*). Therefore, if there is some **obvious immediate action** that can be taken that would resolve your worry, then by all means take action and do it (e.g., *you are worrying about making a phone call, why not just make the phone call*).

Having postponed your worrisome thoughts, when **thinking time** comes around later on, many of your worries may no longer seem relevant or important, and if that is the case you don't need to do anything further with them. Only if your worries still seem important, you can then ask yourself: **Can I do something about this?** That is, question if this is something that is within your control and potentially solvable. Or ask: **Can I think about this in a more helpful way?** That is, question if there is another more helpful perspective you could take on the situation.

If the answer to both is **NO**, then it indicates that this is an issue you need to 'let go' of. To help you let go, you could use your **mindfulness attention training** strategies (i.e., mundane task focusing and meditation) or even aspects of your **accepting uncertainty strategies**. Otherwise, just **continue to postpone** the issue, recognising that the issue may well keep popping into your mind, but repetitively worrying about it is futile.

However, if the answer is **YES** I can do something about this, then **problem solving** is the next step. Or **YES** I can think about this differently, then **helpful thinking** would come next. When you get to the end of problem solving or helpful thinking, you may discover that you have resolved the issue – great! Or you may discover that it isn't currently solvable or that you aren't currently able to think about it in a more helpful way. In which case, you can just switch to letting go via mindfulness, acceptance and postponement.

If at any point you are confused about what to do (i.e., postpone, be present, take obvious immediate action, let go, mindfulness, problem solve, helpful thinking), just remember...**if in doubt, postpone!** And remember, in the moment when a worry pops up, postponement is always your 'go to' strategy.



**Helpful Thoughts**

**Social Activities**

**Pleasant Activities**

**Healthy**



**Exercise**

**Relaxation**

**Me**

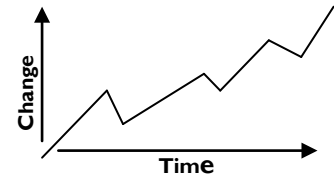
**Self-Care**

**Goals**

**Social Support**

### Minimise Setbacks

Setbacks or slip-ups in progress can happen at any time and are to be expected. Try not to fall into the trap of believing that you are 'back to square one' as this will only make you feel worse. Change is not a steady process, it's more like the old saying: "Two steps forward, one step back" from time to time.



Think about how you learned to ride a bike. It probably took a few unsteady attempts and a few falls before you gained your balance. Even when you get your balance, you might still be unsteady when travelling over new ground, or on different surfaces. In the same way, different situations or times in your life may be more challenging, and may require extra effort and persistence (i.e., more postponement, more attention training, more problem-solving, more helpful thinking, more acceptance of uncertainty, etc). Even after much practice, there may be times when you think you've slipped back and feel a little off balance. Developing new skills is never a smooth process, you're always being faced with new challenges and different situations to apply those skills.

#### Reasons for Setbacks

There are several reasons for setbacks occurring. There may be an increase in physical or mental stress. Just like riding a bike over challenging terrain, physical and mental stress can be challenges to the new ways of thinking and acting that you have developed. Also, when we are physically unwell, we are less likely to have the mental or physical energy required to deal with our worry differently and use helpful strategies.

It may help to remind yourself that most people have 'down days' or days where life's hassles are harder to deal with – it's part of being human! Use the skills you learned for dealing with worrisome thoughts to help when this situation occurs. Also, you can use setbacks as a way of learning something new about yourself to help avoid similar problems in the future.

#### Preventing Major Setbacks

As you are progressing through your goals, try not to focus too much on small setbacks. If you are experiencing several small setbacks then there are some ways of preventing a major setback.

##### 1. Identify Early Warning Signs

The first step is to look at your own early warning signs. Some common examples are:

- Spending increased time worrying about things
- Reverting back to unhelpful strategies (e.g., avoidance or thought suppression).
- An increase in physical symptoms of anxiety, especially tension.



##### 2. Revise Skills

Think about the skills you have learned and what has been helpful in reducing your worry (e.g., challenging/experimenting with beliefs about worrying, postponement, mindfulness attention training, problem-solving, helpful thinking, accepting uncertainty). Have you stopped practising these skills consistently? You may wish to revise the modules and techniques you have learned and perhaps increase practising those skills.

##### 3. Social Support

It is wise to find someone with whom you can sit down and have a good talk. This doesn't mean a therapy session where you pour out your heart, but rather just a chance to talk through what's going on in your life, what your goals are, and generally just to ventilate with someone you trust. Often, problems seem bigger than they really are when a person tries to deal with them on their own. Hearing yourself talk through something can help to put it into perspective.

**On the next page is a self-management plan for you to complete. Make a note of the early warning signs that might signal a setback then write down the strategies and tools you have learned about that can help you to deal with a setback.**



# Self Management Plan

What are the early warning signs that tell me that I might be heading for a setback and need to do something about it myself? (e.g., *I am spending more time worrying OR I am spending more time avoiding or trying to suppress my worries OR I have more physical symptoms of anxiety*)

What are some of my negative or positive beliefs about worrying and unhelpful strategies that I need to watch out for?

What situations are potential problems for me? (e.g., *deadlines, exams, social gatherings, etc*)

What are my future support options? (e.g., *friends, family, GP, mental health professionals, other, etc*)

What strategies/techniques have I found most helpful and need to continue to practise?

## Module Summary

- It is important that you keep applying and practising the strategies you learned through reading the modules in the “What? Me Worry!?!” information package
- Consistent and continuous practice will enable you to integrate the strategies into your lifestyle
- Setbacks are expected when we make changes to the way we think and act – postpone any unhelpful thoughts that might get in the way of your progress and repeat the modules to remind you of the skills you have learned
- Find some friends with whom you can be with and talk to. A group of friends can be a source of social support and good company for social activities.

### To finish up...

We hope that you have found this information package to be of benefit to you and that you will maintain the gains you have made. If you have any questions about medication or psychotherapy for generalised anxiety disorder, do go and see your doctor or an appropriate mental health practitioner. For now, it's goodbye from us at CCI. Take care!

## About The Modules

### CONTRIBUTORS

**Dr Lisa Saulsman** (MPsych<sup>1</sup>; PhD<sup>2</sup>)

Centre for Clinical Interventions

**Paula Nathan** (MPsych<sup>1</sup>)

Director, Centre for Clinical Interventions

Adjunct Senior Lecturer, School of Psychiatry and Clinical  
Neuroscience, The University of Western Australia

**Dr Louella Lim** (DPsych<sup>3</sup>)

Centre for Clinical Interventions

**Dr Helen Correia** (MApp Psych<sup>1</sup>; PhD<sup>2</sup>)

Centre for Clinical Interventions

**Dr Rebecca Anderson** (MPsych<sup>1</sup>; PhD<sup>2</sup>)

Centre for Clinical Interventions

**Bruce Campbell** (MPsych<sup>1</sup>)

Centre for Clinical Interventions

<sup>1</sup>Masters of Psychology (Clinical Psychology)

<sup>2</sup>Doctor of Philosophy (Clinical Psychology)

<sup>3</sup>Doctor of Psychology (Clinical)

### Some of the materials in the modules of this information package were taken from:

Saulsman, L., Anderson, R., Campbell, B., & Swan, A. (2015). *Working with Worry and Rumination: A Metacognitive Group Treatment Programme for Repetitive Negative Thinking*. Perth, Western Australia: Centre for Clinical Interventions.

### BACKGROUND

The concepts and strategies in the modules have been developed from evidence based psychological practice, primarily Metacognitive Therapy (MCT). MCT is a type of psychotherapy developed by Professor Adrian Wells at the University of Manchester. MCT is an extension of Cognitive-Behaviour Therapy (CBT) and is based on the theory that repetitive negative thinking, such as chronic worry in generalised anxiety, is a result of problematic metacognitions (i.e., beliefs about thinking) and behaviours. There is good scientific evidence to support that targeting metacognitions and behaviours in therapy can help many people to overcome generalised anxiety. Examples of this evidence are reported in:

McEvoy, P. M., Erceg-Hurn, D. M., Anderson, R. A., Campbell, B. N. C., Swan, A., Saulsman, L. M., Summers, M., & Nathan, P. R. (2015). Group metacognitive therapy for repetitive negative thinking in primary and non-primary generalized anxiety disorder: an effectiveness trial. *Journal of Affective Disorders*, 175, 124-132.

### REFERENCES

These are some of the professional references used to create the modules in this information package.

Barlow, D.H. (2002). *Anxiety and Its Disorders: The Nature and Treatment of Anxiety and Panic* (2<sup>nd</sup> ed.). London: Guilford Press.

Heimberg, R.G., Turk, C.L., & Mennin, D.S. (2004). *Generalized Anxiety Disorder: Advances in Research and Practice*. New York: Guilford Press.

Wells, A. (1997). *Cognitive Therapy of Anxiety Disorders: A Practice Manual and Conceptual Guide*. Chichester, UK: John Wiley & Sons Ltd.

Wells, A. (2008). *Metacognitive Therapy for Anxiety and Depression*. New York: Guilford Press.

### “WHAT? ME WORRY!?!”

This module forms part of:

Saulsman, L., Nathan, P., Lim, L., Correia, H., Anderson, R., & Campbell, B. (2015). *What? Me Worry!?! Mastering Your Worries*. Perth, Western Australia: Centre for Clinical Interventions.

We would like to thank Mandy Nathan, Psychologist, Oxfordshire, England, for the suggestion of a "worry puss" for the theme character of this Information Package

**ISBN: 0-9751985-9-9**

**Created: June, 2015**